

GENIOMHE

Sequence algorithms

by Samuel Ortion

Prof.: Fariza Tahiri

2024

Contents

1	Back to basics	3
2	Motif	5
3	Matrices	7
3.1	Automata	10
3.2	Suffix Automaton	12
4	Automata for motif search	14

1 Back to basics

Algorithm 1 Search an element in an array

```
1: function Search( $A$ : Array( $n$ ),  $E$ : element)
2:   for ( $i = 0$ ;  $i < n$ ;  $i++$ ) do
3:     if  $A[i] = E$  then
4:       return true
5:     end if
6:   end for
7:   return false
8: end function
```

Algorithm 2 Search an element in an array using a while loop

```
1: function Search( $A$ : Array( $n$ ),  $E$ : element)
2:    $i \leftarrow 0$ 
3:   while  $i < n$  do
4:     if  $A[i] = E$  then
5:       return true
6:     end if
7:      $i \leftarrow i + 1$ 
8:   end while
9:   return false
10: end function
```

Algorithm 3 Search an element in an array using a while loop (bis)

```
1: function Search( $A$ : Array( $n$ ),  $E$ : element)
2:    $i \leftarrow 0$ 
3:   while  $i < n$  and  $A[i] \neq E$  do
4:      $i \leftarrow i + 1$ 
5:   end while
6:   if  $i = n$  then
7:     return false
8:   else
9:     return true
10:  end if
11: end function
```

Algorithm 4 Count the occurrences of an element in an array

```
1: function Search( $A$ : Array( $n$ ),  $E$ : element)
2:    $c \leftarrow 0$ 
3:   for ( $i = 0$ ;  $i < n$ ;  $i++$ ) do
4:     if  $A[i] = E$  then
5:        $c \leftarrow c + 1$ 
6:     end if
7:   end for
8:   return  $c$ 
9: end function
```

2 Motif

Algorithm 5 Brute-force search of a motif in a sequence

```
1: function FindMotif( $S$ : Array( $n$ ),  $M$ : Array( $m$ ))
2:   returns a list of position
3:    $pos \leftarrow \{\}$ 
4:    $i \leftarrow 0$ 
5:   while  $i < n - m + 1$  do
6:      $j \leftarrow 0$ 
7:     while  $j < m$  and  $S[i + j] = M[j]$  do
8:        $j++$ 
9:     end while
10:    if  $j = m$  then
11:       $pos \leftarrow pos \cup \{i\}$ 
12:    end if
13:     $i++$ 
14:  end while
15:  return  $pos$ 
16: end function
```

Algorithm 6 Knuth-Morris-Pratt algorithm

```

1: function KMP_Search( $S$ : Array( $n$ ),  $M$ : Array( $m$ ))
2:   returns Integer
3:    $table \leftarrow$  KMP_Table( $M$ )
4:    $c \leftarrow 0$   $\triangleright$  Count the number of matches
5:    $i \leftarrow 0$ 
6:    $j \leftarrow 0$ 
7:   while  $i < n$  do
8:     if  $S[i] = M[i]$  then
9:        $i \leftarrow i + 1$ 
10:       $j \leftarrow j + 1$ 
11:    end if
12:    if  $j = m$  then
13:       $c \leftarrow c + 1$ 
14:       $j \leftarrow table[j - 1]$ 
15:    else if  $j < n$  and  $M[j] \neq S[i]$  then
16:      if  $j \neq 0$  then
17:         $j \leftarrow table[j - 1]$ 
18:      else
19:         $i \leftarrow i + 1$ 
20:      end if
21:    end if
22:  end while
23:  return  $c$ 
24: end function
25: function KMP_Table( $M$ : Array( $m$ ))
26:   Returns Array( $m$ )
27:    $previous \leftarrow 0$ 
28:    $table \leftarrow$  array of zeros of size  $m$ 
29:   for  $i = 0; i < m; i ++$  do
30:     if  $M[i] = M[previous]$  then
31:        $previous \leftarrow previous + 1$ 
32:        $table[i] \leftarrow previous$ 
33:     else
34:       if  $previous = 0$  then
35:          $previous \leftarrow table[previous - 1]$ 
36:       else
37:          $table[i] \leftarrow 0$ 
38:          $i \leftarrow 1$ 
39:       end if
40:     end if
41:   end if
42: end for
43: end function

```

3 Matrices

Let S_1 and S_2 be two sequences.

$S_1 = \text{ACGUUCC}$ $S_2 = \text{GUU}$

Let $n = |S_1|$, $m = |S_2|$ The complexity of this algorithm is $\mathcal{O}(n \cdot m)$ to build the matrix, and it requires also to find the diagonals and thus it is a bit less efficient than the [Algorithm 5](#).

To find repetitions, we can use a comparison matrix with a single sequence against itself. A repetition would appear as a diagonal of ones, not on the main diagonal.

Let $S = \text{ACGUUACGUU}$. Let's write the comparison matrix.

Algorithm 7 Construct a comparison matrix

```
1: function ComparisonMatrix( $S$ : Array( $n$ ))
2:    $M \leftarrow$  Array( $n, n$ )
3:   for ( $i = 0; i < n; i++$ ) do
4:     for ( $j = 0; j < n; j++$ ) do
5:       if  $S[i] = S[j]$  then
6:          $M[i][j] = 1$ 
7:       else
8:          $M[i][j] = 0$ 
9:       end if
10:    end for
11:  end for
12:  return  $M$ 
13: end function
```

	A	C	G	U	U	C	C
G	0	0	1	0	0	0	0
U	0	0	0	1	1	0	0
U	0	0	0	1	1	0	0

Table 3.1 Comparison matrix

	A	C	G	U	U	A	C	G	U	U	G	U	U
A	1	0	0	0	0	1	0	0	0	0	0	0	0
C	0	1	0	0	0	0	1	0	0	0	0	0	0
G	0	0	1	0	0	0	0	1	0	0	1	0	0
U	0	0	0	1	1	0	0	0	1	1	0	1	1
U	0	0	0	1	1	0	0	0	1	1	0	1	1
A	1	0	0	0	0	1	0	0	0	0	0	0	0
C	0	1	0	0	0	0	1	0	0	0	0	0	0
G	0	0	1	0	0	0	0	1	0	0	1	0	0
U	0	0	0	1	1	0	0	0	1	1	0	1	1
U	0	0	0	1	1	0	0	0	1	1	0	1	1
G	0	0	1	0	0	0	0	1	0	0	1	0	0
U	0	0	0	1	1	0	0	0	1	1	0	1	1
U	0	0	0	1	1	0	0	0	1	1	0	1	1

Algorithm 8 Construct the top half of a comparison matrix

```

1: function ComparisonMatrix( $S$ : Array( $n$ ))
2:    $M \leftarrow$  Array( $n, n$ )
3:   for ( $i = 0; i < n; i++$ ) do
4:     for  $j=i; j < n; j++$  do
5:       if  $S[i] = S[j]$  then
6:          $M[i][j] = 1$ 
7:       else
8:          $M[i][j] = 0$ 
9:       end if
10:    end for
11:  end for
12:  return  $M$ 
13: end function

```

Algorithm 9 Find repetitions (with a set of visited segments)

```

1: function FindRepetitions( $S$ : Array( $n$ ))
2:   returns A list of start and end positions for repeated sequences
3:    $M =$  ComparisonMatrix( $S$ )
4:    $pos = \{\}$ 
5:    $visited = \{\}$ 
6:   for ( $i_{start} = 0; i_{start} < n; i_{start}++$ ) do
7:     for ( $j_{start} = i_{start} + 1; j_{start} < n; j_{start}++$ ) do
8:       if  $M[i_{start}][j_{start}] = 1$  and  $(i_{start}, j_{start}) \notin visited$  then
9:          $i = i_{start}$ 
10:         $j = j_{start}$ 
11:        while  $M[i][j] = 1$  do
12:           $i++$ 
13:           $j++$ 
14:           $visited = visited \cup \{(i, j)\}$ 
15:        end while
16:         $pos = pos \cup \{(i_{start}, i), (j_{start}, j)\}$ 
17:      end if
18:    end for
19:  end for
20: end function

```

Algorithm 10 Find repetitions with an exploration of diagonals

```

1: function FindRepetitions( $S$ : Array( $n$ ))
2:   returns A list of start and end positions for repeted sequences
3:    $M = \text{ComparisonMatrix}(S)$ 
4:    $pos = \{\}$ 
5:   for ( $diag = 1$ ;  $diag < n$ ;  $diag++$ ) do
6:      $j = diag$ 
7:      $i = 0$ 
8:     while  $i < n$  and  $j < n$  do
9:       if  $M[i][j] = 1$  then
10:         $i_{start} = i$ 
11:         $j_{start} = j$ 
12:        while  $i < n$  and  $j < n$  and  $M[i][j] = 1$  do
13:           $i++$ 
14:           $j++$ 
15:        end while
16:         $pos = pos \cup \{((i_{start}, i - 1), (j_{start}, j - 1))\}$ 
17:      end if
18:       $i++$ 
19:       $j++$ 
20:    end while
21:  end for
22: end function

```

3.1 Automata

An automaton is a tuple $\langle S, s_0, T, \Sigma, f \rangle$

- S the set of states
- s_0 the initial state
- T the set of terminal states
- Σ the alphabet
- f the transition function $f : (s_1, c) \rightarrow s_2$

Example Given the language L on the alphabet $\Sigma = \{A, C, T\}$, $L = \{A^*, CTT, CA^*\}$

π Definition 1: Deterministic automaton

An automaton is deterministic, if for each couple $(p, a) \in S \times \Sigma$ it exists at most a state q such as $f(p, a) = q$

π Definition 2: Complete automaton

An automaton is complete, if for each couple $(p, a) \in S \times \Sigma$ it exists at least a state q such as $f(p, a) = q$.

Algorithm 11 Find repetitions with an exploration of diagonals, without nested while

```

1: function FindRepetitions( $S$ : Array( $n$ ))
2:   returns A list of start positions for repeted sequences and match length
3:    $M = \text{ComparisonMatrix}(S)$ 
4:    $pos = \{\}$ 
5:   for ( $diag = 1$ ;  $diag < n$ ;  $diag ++$ ) do
6:      $j = diag$ 
7:      $i = 0$ 
8:      $l = 0$ 
9:     while  $i < n$  and  $j < n$  do
10:      if  $M[i][j] = 1$  then
11:         $l ++$ 
12:      else
13:        if  $l > 0$  then
14:           $pos = pos \cup \{(i - l, j - l, l)\}$ 
15:           $l = 0$ 
16:        end if
17:      end if
18:       $i ++$ 
19:       $j ++$ 
20:    end while
21:    if  $l > 0$  then
22:       $pos = pos \cup \{(i - l, j - l, l)\}$ 
23:    end if
24:  end for
25:  return  $pos$ 
26: end function

```

Algorithm 12 Find repetitions

```

1: function FindRepetitions( $S$ : Array( $n$ ))
2:   returns A list of start and end positions for repeted sequences
3:    $M = \text{ComparisonMatrix}(S)$ 
4:    $pos = \{\}$ 
5:   for  $i_{start} = 0$ ;  $i_{start} < n$ ;  $i_{start} ++$  do
6:     for  $j_{start} = i_{start} + 1$ ;  $j_{start} < n$ ;  $j_{start} ++$  do
7:       if  $M[i_{start}][j_{start}] = 1$  then
8:          $i = i_{start}$ 
9:          $j = j_{start}$ 
10:        while  $M[i][j] = 1$  do
11:           $M[i][j] = 0$  ▷ Ensure that the segment is not explored again
12:           $i ++$ 
13:           $j ++$ 
14:        end while
15:         $pos = pos \cup \{(i_{start}, i - 1), (j_{start}, j - 1)\}$ 
16:      end if
17:    end for
18:  end for
19: end function

```

Algorithm 13 Check whether a word belongs to a language for which we have an automaton

```

1: function WordInLanguage( $W$ : Array( $n$ ),  $A$ :  $\langle S, s_0, T, \Sigma, f \rangle$ )
2:   returns A Boolean valued to true if the word is recognized by the language automaton
3:    $s \leftarrow s_0$ 
4:    $i \leftarrow 0$ 
5:   while  $i < n$  do
6:      $a \leftarrow W[i]$ 
7:     if  $\exists f(s, a)$  then
8:        $s \leftarrow f(s, a)$ 
9:     else
10:      return false
11:    end if
12:     $i++$ 
13:  end while
14:  if  $s \in T$  then
15:    return true
16:  else
17:    return false
18:  end if
19: end function

```

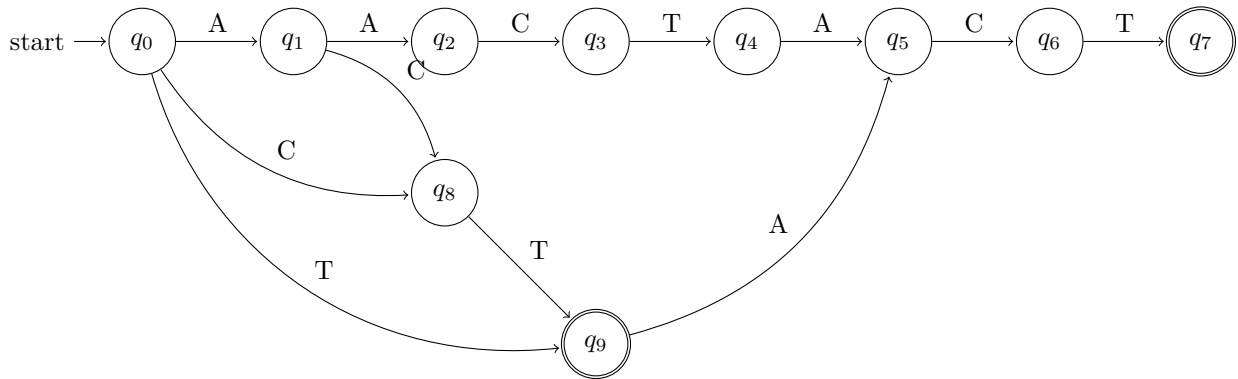


Figure 3.1 Suffix automaton for $S = AACTACT$

3.2 Suffix Automaton

Let $S = AACTACT$

A suffix automata recognize all suffix of a given sequence.

The suffix language of S is $\{S, ACTACT, CTACT, TACT, ACT, CT, T\}$.

The complexity of the pattern matching algorithm is $\mathcal{O}(n + m)$, because building the automaton is $\mathcal{O}(m)$

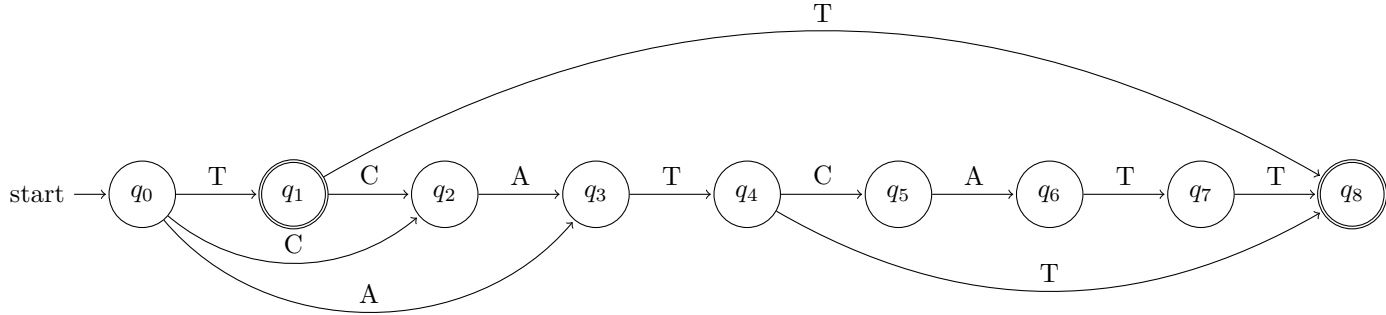


Figure 3.2 Suffix automaton for $S = \text{TCATCATT}$

Algorithm 14 Check if a sequence matches a motif, from a suffix automaton $\mathcal{O}(m)$, built from the automaton

```

1: function CheckMotifInSuffixAutomaton( $W$ : Array( $m$ ),  $A$ :  $\langle S, s_0, T, \Sigma, f \rangle$ )
2:   returns Boolean valued to true if the motif is in the sequence
3:    $s \leftarrow s_0$ 
4:    $i \leftarrow 0$ 
5:   while  $i < m$  and  $\exists f(s, W[i])$  do
6:      $s \leftarrow f(s, W[i])$ 
7:      $i++$ 
8:   end while
9:   if  $i = n$  then
10:    return true
11:  else
12:    return false
13:  end if
14: end function

```

4 Automata for motif search

Let M be a motif $M = ACAT$.

The alphabet of motif is the same as the alphabet of the sequence. The search automaton is complete. If there exists a letter c in the sequence that is not in the motif alphabet, we can make a virtual transition from each state to the initial state whenever we encounter an unknown letter.

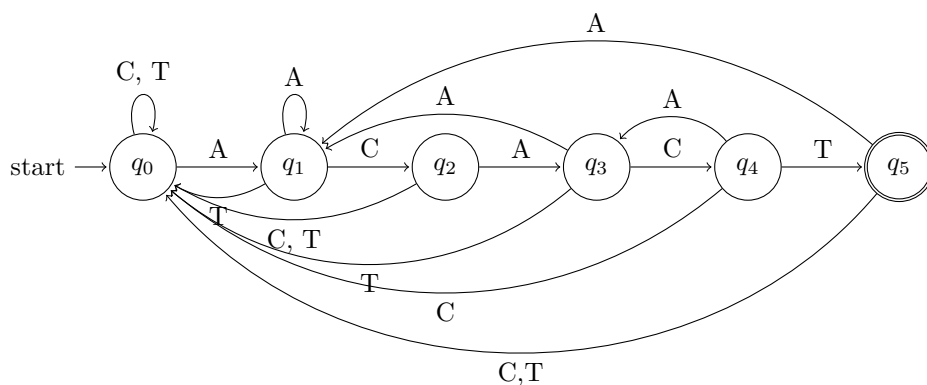


Figure 4.1 Motif search automaton for $M = ACAT$

Algorithm 15 Search a motif in a sequence with an automaton

```

1: function SearchMotif( $S$ : Array( $n$ ),  $A$ :  $\langle S, s_0, T, \Sigma, f \rangle$ ,  $P$ : Array( $m$ ))
2:   returns A set of positions where the motif has been found
3:    $s \leftarrow s_0$ 
4:    $i \leftarrow 0$ 
5:    $pos \leftarrow \{\}$ 
6:   while  $i < n$  do
7:     if  $s \in T$  then
8:        $pos \leftarrow pos \cup \{i - m\}$ 
9:     end if
10:     $s \leftarrow f(s, S[i])$ 
11:     $i++$ 
12:  end while
13:  return  $pos$ 
14: end function

```

Algorithm 16 Check if the a motif automaton recognizes only the prefix of size $m - 1$ of a motif P of size m

```

1: function SearchMotifLastPrefix( $S$ : Array( $n$ ),  $A$ :  $\langle S, s_0, T, \Sigma, f \rangle$ ,  $P$ : Array( $m$ ))
2:   returns A set of positions where the motif has been found
3:    $s \leftarrow s_0$ 
4:    $i \leftarrow 0$ 
5:    $T_{new} \leftarrow \{\}$ 
6:   for  $s \in S$  do
7:     for  $a \in \Sigma$  do
8:       for  $t \in T$  do
9:         if  $\exists f(s, a)$  and  $f(s, a) = t$  then
10:           $T_{new} \leftarrow T_{new} \cup s$ 
11:        end if
12:      end for
13:    end for
14:  end for
15:  while  $i < n$  do
16:    if  $s \in T_{new}$  then
17:      return true
18:    end if
19:     $s \leftarrow f(s, S[i])$ 
20:     $i++$ 
21:  end while
22:  return false
23: end function

```

Algorithm 17 Check if the a motif automaton recognizes only the prefix of size $m - 1$ of a motif P of size m , knowing the sequence of the motif

```

1: function SearchMotifLastPrefix( $S$ : Array( $n$ ),  $A$ :  $\langle S, s_0, T, \Sigma, f \rangle$ ,  $P$ : Array( $m$ ))
2:   returns A set of positions where the motif has been found
3:    $s \leftarrow s_0$ 
4:    $i \leftarrow 0$ 
5:   while  $i < n$  and  $f(s, P[m - 1]) \notin T$  do
6:      $s \leftarrow f(s, S[i])$ 
7:      $i++$ 
8:   end while
9:   if  $f(s, P[m - 1]) \in T$  then
10:    return true
11:  else
12:    return false
13:  end if
14: end function

```
